



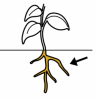



Los árboles y sus partes









Los árboles tienen raíz , tronco ,

ramas  y hojas .

Los árboles  necesitan la luz del sol , el agua  y la tierra  para poder vivir.

La raíz  de los árboles sirve para tomar el  que hay debajo  de la tierra .



Las hojas  de los árboles  sirven para tomar el sol .

Lee  y colorea  las frases que están bien .

- Los árboles tienen raíz, tronco, ramas y hojas.
- Los árboles tienen ardilla, raíz y hojas.
- La raíz de los árboles sirve para andar.
- La raíz de los árboles sirve para absorber el agua.
- El sol lo toman los árboles por el tronco
- El sol lo toman los árboles por las hojas.
- Las hojas de los árboles están en las ramas.



$\begin{array}{r} +8 \\ \underline{+2} \end{array}$ Suma:

$\begin{array}{r} + \\ \hline \end{array}$

4	4 
5	



--

$\begin{array}{r} + \\ \hline \end{array}$

2	2 
	



--

$\begin{array}{r} + \\ \hline \end{array}$

3	3 
4	

--


$\begin{array}{r} + \\ \hline \end{array}$

3	3 
5	

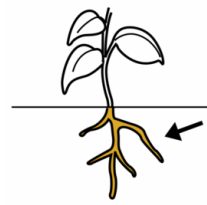
--




Raíz



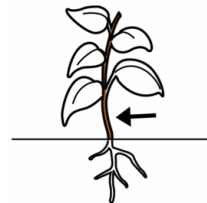
Tallo




Hojas





Ramas



Tronco





$$\begin{array}{r} + \\ \square \\ \hline \square \end{array}$$

2  

2

8



$$\begin{array}{r} + \\ \square \\ \hline \square \end{array}$$

2  

2

5



$$\begin{array}{r} + \\ \square \\ \hline \square \end{array}$$

3  

3

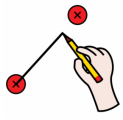
6

$$\begin{array}{r} + \\ \square \\ \hline \square \end{array}$$


3  

3

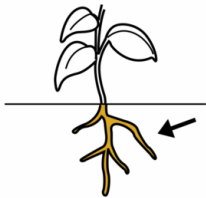
9




Une con flechas



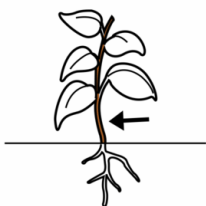
Lo tienen las plantas
y de ellas salen las
hojas



Sirve para tomar el
agua del suelo


















Sirve para tomar la
luz del sol



Lo tienen los árboles
y de ellas salen las
hojas




Resta:

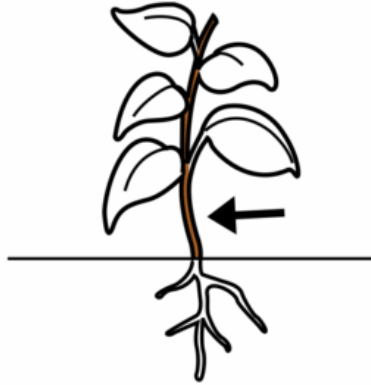
			
			
			
			
			



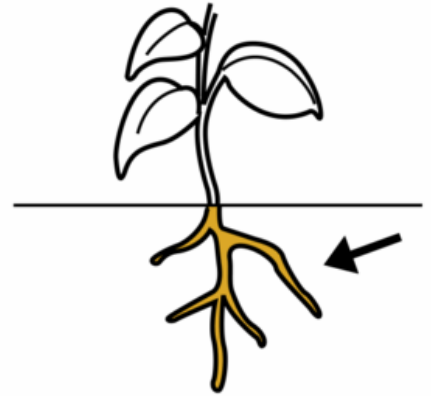
Lee estas palabras:




tronco



tallo



raíz



hojas




flor



semillas



árbol




flores




arbusto


Suma


$$\begin{array}{r}
 + \quad \boxed{6} \\
 \boxed{2} \\
 \hline
 \boxed{}
 \end{array}$$




 2 


$$\begin{array}{r}
 + \quad \boxed{5} \\
 \boxed{4} \\
 \hline
 \boxed{}
 \end{array}$$




 4 


$$\begin{array}{r}
 + \quad \boxed{3} \\
 \boxed{7} \\
 \hline
 \boxed{}
 \end{array}$$










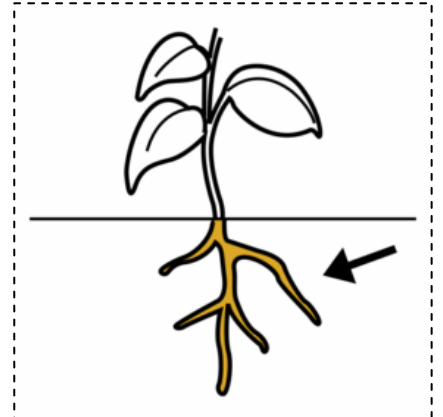
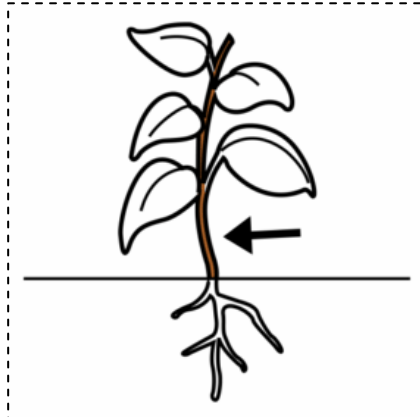

$$\begin{array}{r}
 + \quad \boxed{9} \\
 \boxed{4} \\
 \hline
 \boxed{}
 \end{array}$$



 4 



Recortar





Coloca cada dibujo en su lugar

tronco

tallo

raíz

hojas

flor

semillas



árbol

flores



arbusto

Suma



$$\begin{array}{r}
 + \\
 \boxed{4} \\
 \boxed{8} \\
 \hline
 \boxed{}
 \end{array}$$

4  



$$\begin{array}{r}
 + \\
 \boxed{2} \\
 \boxed{7} \\
 \hline
 \boxed{}
 \end{array}$$

2  

$$\begin{array}{r}
 + \\
 \boxed{5} \\
 \boxed{6} \\
 \hline
 \boxed{}
 \end{array}$$





5  

$$\begin{array}{r}
 + \\
 \boxed{3} \\
 \boxed{4} \\
 \hline
 \boxed{}
 \end{array}$$




3  

Los árboles frutales

Algunos árboles  echan frutas  otros
no tienen frutas .



Los árboles  que tienen frutas , antes
de la fruta  primero echan una flor .



Los árboles  que tienen naranjas  se
llaman naranjos .



Los árboles  que tienen manzanas 
manzanos .



Los árboles  que tienen cerezas  se
llaman cerezos .



Resta:

5 	-	3 	
--	---	---	--

5 	-	1 	
--	---	---	--


5 	-	4 	
---	---	--	--

5 	-	2 	
--	---	---	--


5 	-	5 	
--	---	---	--




Lee estas palabras:




naranja




limonero



manzano




olivo




pino




almendro



peral







cerezo







higuera

Suma

$$\begin{array}{r}
 + \quad \boxed{8} \\
 \boxed{2} \\
 \hline
 \boxed{}
 \end{array}$$











$$\begin{array}{r}
 + \quad \boxed{4} \\
 \boxed{7} \\
 \hline
 \boxed{}
 \end{array}$$



$$\begin{array}{r}
 + \quad \boxed{5} \\
 \boxed{7} \\
 \hline
 \boxed{}
 \end{array}$$



$$\begin{array}{r}
 + \quad \boxed{3} \\
 \boxed{6} \\
 \hline
 \boxed{}
 \end{array}$$





Recortar





Pega cada dibujo en su lugar

naranja

limonero

manzano

olivo

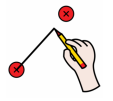
pino

almendro


peral

cerezo


higuera




Une con flechas.




naranja




limonero



manzana



peral




cerezo



pera



manzana



naranja



cerezas



limón



Las plantas crecen

Las plantas  nacen de las semillas .

Las semillas  se siembran  en la tierra y se riegan  con agua .

Poco a poco van creciendo  hasta que se convierten en plantas  más grandes,

flores  o árboles .

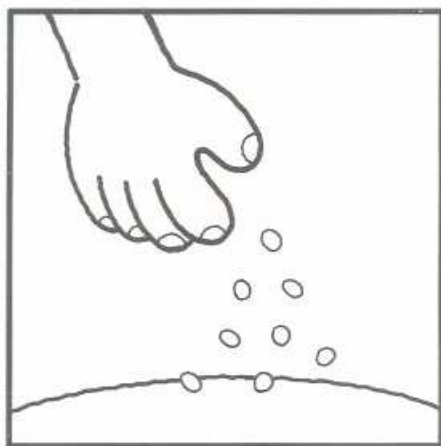
Algunas plantas  tienen flores , otras no, igual que algunos árboles

tienen  frutos  y otros no.




De semilla a flor


1




2




3




4



5




6






De semilla a flor


1




2




3




4



5



6





Rodea el número que es mayor (más grande)

5

6

7

4

6

8

4

9

3

2

1

4

10

2

5

3

4

9




Escribe el nombre



pera




manzana



naranja




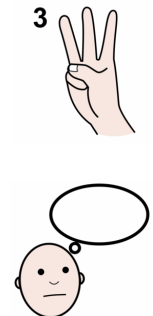
cerezas

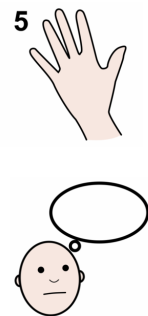


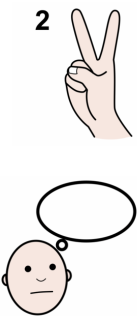
limón

Suma:

$$\begin{array}{r}
 + \quad \boxed{5} \\
 \boxed{4} \\
 \hline
 \boxed{}
 \end{array}$$


$$\begin{array}{r}
 + \quad \boxed{3} \\
 \boxed{7} \\
 \hline
 \boxed{}
 \end{array}$$


$$\begin{array}{r}
 + \quad \boxed{5} \\
 \boxed{8} \\
 \hline
 \boxed{}
 \end{array}$$


$$\begin{array}{r}
 + \quad \boxed{2} \\
 \boxed{6} \\
 \hline
 \boxed{}
 \end{array}$$





Lee el nombre de estas verduras:



lechuga



pimiento



tomate




alcachofa




coliflor




zanahoria



patata



cebolla



guisantes



Rodea el número que es mayor (más grande)

5	6	3
---	---	---

4	6	1
---	---	---

2	9	3
---	---	---

5	8	4
---	---	---

7	2	4
---	---	---

3	4	9
---	---	---



Recortar:

lechuga

pimiento

tomate

alcachofa

coliflor

zanahoria





patata


cebolla

guisantes



Pegar el nombre de cada uno





Une cada una con su nombre.

lechuga

coliflor

zanahoria

patata


alcachofa

pimiento



tomate



cebolla



guisantes


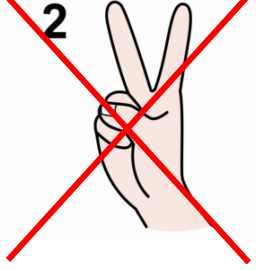




→ Resta:

<p>9</p> 	<p>—</p>	<p>3</p> 	
---	----------	--	--

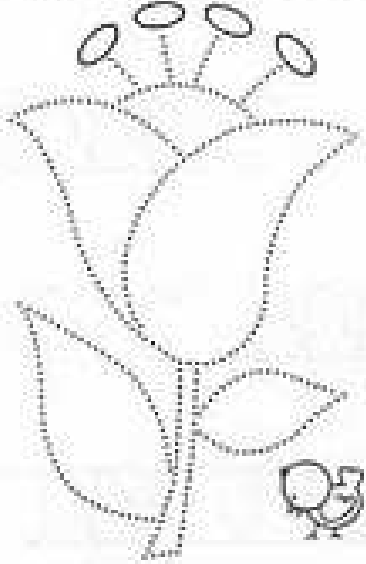
<p>9</p> 	<p>—</p>	<p>1</p> 	
---	----------	--	--

<p>9</p> 	<p>—</p>	<p>4</p> 	
---	----------	---	--

<p>9</p> 	<p>—</p>	<p>2</p> 	
---	----------	--	--

<p>9</p> 	<p>—</p>	<p>5</p> 	
---	----------	--	--

m m m m m



m m

m m m

m m

a mi mamá

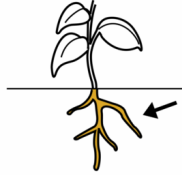
a mi m má

ou ou ou ou

ou ou ou

Completa las siguientes frases:


Las plantas toman
el agua por la




Las plantas toman
la luz por la hojas



Los árboles tienen





Los árboles también
tienen un





Suma:



$$\begin{array}{r}
 + \begin{array}{|c|} \hline 8 \\ \hline \end{array} \\
 \begin{array}{|c|} \hline 4 \\ \hline \end{array} \\
 \hline
 \begin{array}{|c|} \hline \\ \hline \end{array}
 \end{array}$$



$$\begin{array}{r}
 + \begin{array}{|c|} \hline 3 \\ \hline \end{array} \\
 \begin{array}{|c|} \hline 5 \\ \hline \end{array} \\
 \hline
 \begin{array}{|c|} \hline \\ \hline \end{array}
 \end{array}$$

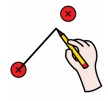



$$\begin{array}{r}
 + \begin{array}{|c|} \hline 5 \\ \hline \end{array} \\
 \begin{array}{|c|} \hline 7 \\ \hline \end{array} \\
 \hline
 \begin{array}{|c|} \hline \\ \hline \end{array}
 \end{array}$$

$$\begin{array}{r}
 + \begin{array}{|c|} \hline 2 \\ \hline \end{array} \\
 \begin{array}{|c|} \hline 8 \\ \hline \end{array} \\
 \hline
 \begin{array}{|c|} \hline \\ \hline \end{array}
 \end{array}$$



Une las frases con su foto.



El hombre riega
las plantas




El hombre riega
las plantas















Las mariposas
están encima de
las flores



La mujer cuida
las plantas.



 Rodea la respuesta correcta


5 		4 	
6 		3 	
4 		5 	
5 		6 	

Ordena las palabras de estas frases:

riega pepa plantas las

jardín mi plantas muchas en

Contar los árboles y colorear solo diez




Repasa los números y luego escríbelos tú solo

10 10 10 10 10

Las flores



En los jardines  , en algunos árboles  y en muchas plantas podemos encontrar

flores  , las flores tienen nombres distintos según cómo sean.

Algunas de ellas pueden ser:

Rosa 

- Violeta 

- Clavel 


- Geranio 

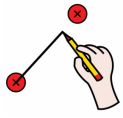
- Margarita 

- Tulipán 


- Amapola 

Cuenta cuantas manzanas tiene el árbol.





Une con flechas



tulipán



rosa




amapola



clavel









geranios









margarita




Restar

			
---	---	--	--

			
---	---	--	--


			
--	---	---	--

			
---	---	--	--

			
---	---	--	--



Vamos a escribir el nombre de las flores:


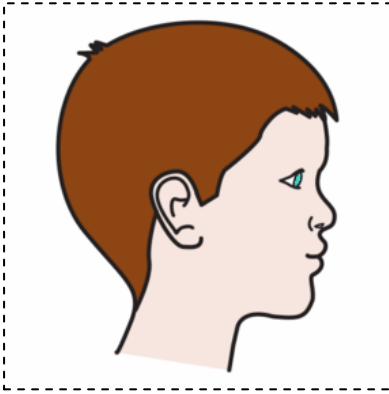












El niño

recoge

fresas

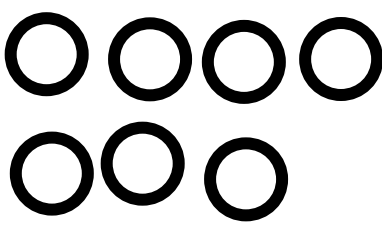
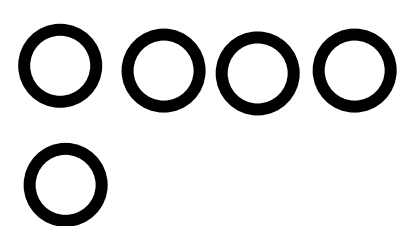


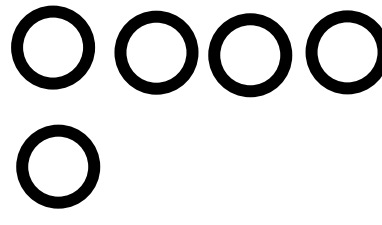
Pega la frase ordenada





Escribe ahora tú la frase:

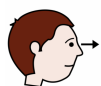
Restar y dibuja

	- 2	=	
---	-----	---	--

	- 3	=	Empty box for drawing
--	-----	---	-----------------------


	- 5	=	Empty box for drawing
---	-----	---	-----------------------

	- 1	=	Empty box for drawing
---	-----	---	-----------------------



Mira muy atento la foto.









Colorea las frases que son verdad  :


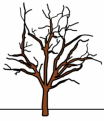
- Hay árboles que tienen limones.
- El niño riega una flor blanca.
- Por el suelo va andando un caracol.
- El niño riega una flor rosa.
- En el cielo vuela un pájaro.
- En el cielo vuela una mariposa.



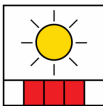

Los árboles y las estaciones del año.

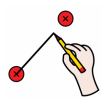
Los árboles  según las estaciones   del año tienen una forma diferente.

En otoño  a muchos árboles se le ponen las hojas amarillas  y marrones  y se le caen .

En invierno  muchos árboles se quedan sin hojas .

En primavera  a los árboles le salen las flores  y los frutos

En verano  los árboles  están llenos de hojas y frutos




Une con flechas:

A los árboles se le
caen las hojas




otoño

A los árboles le
salen las flores




invierno

Los árboles se
quedan sin hojas




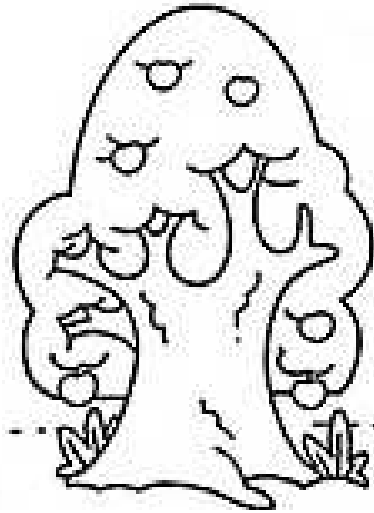
primera

Los árboles están
con frutos y
hojas



verano

 Une con flechas




primavera

invierno

otoño

verano

Suma:



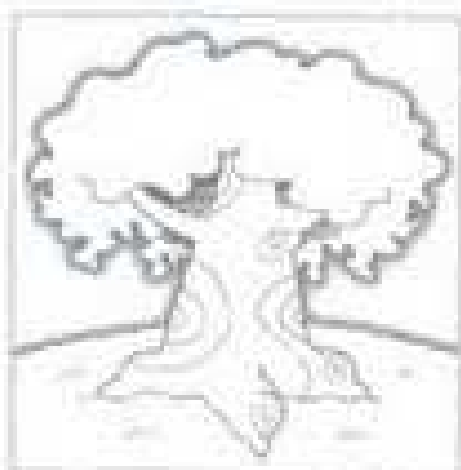
SERIACIONES

SERIACIONES TEMPORALES "secuenciar acciones según un orden temporal"

1

2

3



.....
Actividad: Ordena la historia recortando las viñetas y pégalas en la parte superior coloreada.




Comienza: El agua y la luz ayudan a las plantas a crecer y a vivir.

El agua es importante.

El agua es importante y así la planta.

El agua es importante y así la planta.

Rodea las palabras que tienen los siguientes sonidos:



Rábanos guisantes jardín guisantes

Higuera chumbera ajos cebolla

Jardín piña cubo caña paja

Leña habas ajos naranjas piñones



Recorta las siguientes imágenes





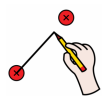
Ordena las siguientes viñetas

1	2	3
---	---	---



Cuenta cuantos limones tiene el árbol.





Une con flechas

10

dieciocho

11

quince

12

doce

13

diez

14

once

15

diecisiete

16

trece

17

dieciséis

18

doce

Los árboles y la madera

Los árboles  tienen un tronco . Las



personas  cortan el tronco de los árboles  para sacar madera .

Con la madera  el carpintero  puede hacer muchos muebles .



Como por ejemplo sillas , mesas , armarios .

$\begin{array}{r} +8 \\ \underline{+2} \end{array}$ Suma:



$\begin{array}{r} + \\ \hline \square \\ \square \\ \hline \square \end{array}$

2  5 



$\begin{array}{r} + \\ \hline \square \\ \square \\ \hline \square \end{array}$

6  8 

$\begin{array}{r} + \\ \hline \square \\ \square \\ \hline \square \end{array}$

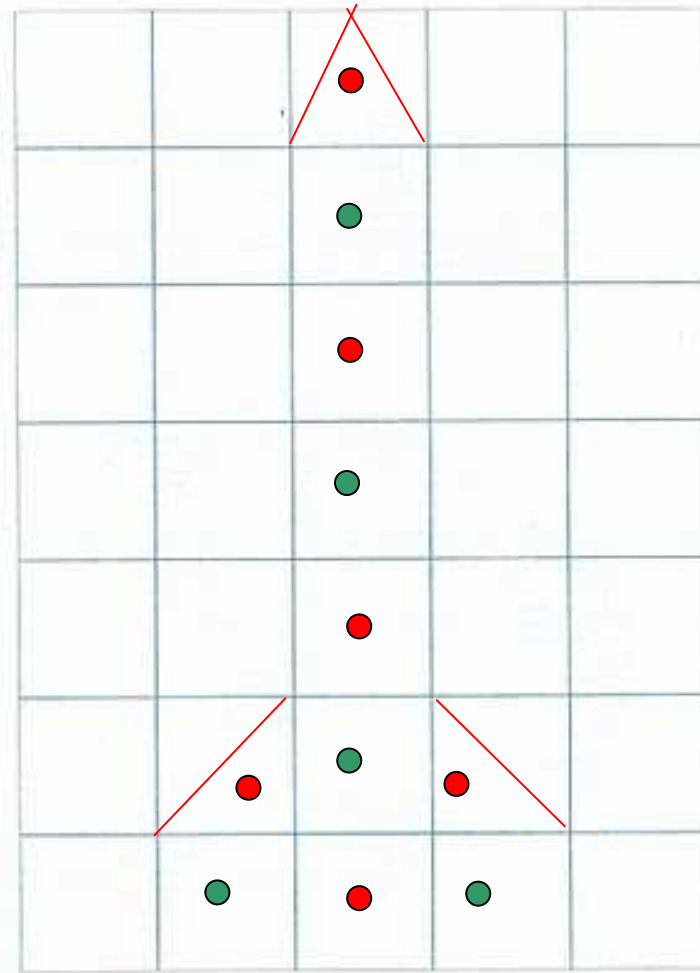
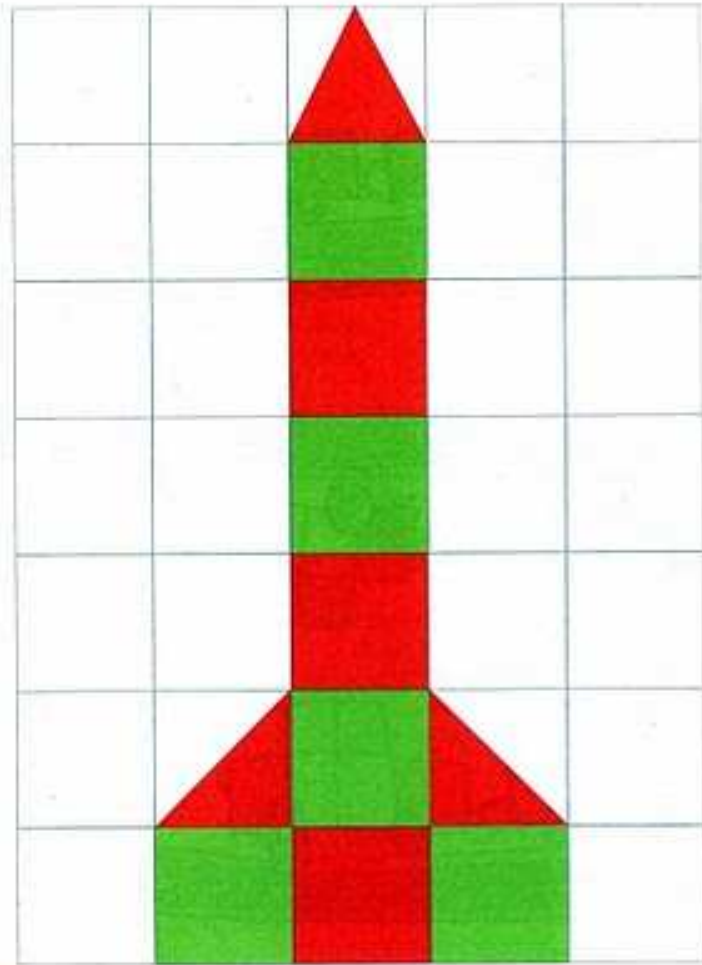
2  7 

$\begin{array}{r} + \\ \hline \square \\ \square \\ \hline \square \end{array}$

7  5 






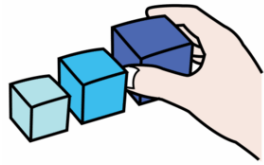
Colorea el dibujo igual.





Recorta estas imágenes:






Ordena estas imágenes:

1

2

3

4






Escribe estas palabras:



Árboles á r b o l e s













Tronco t r o n c o



Talar t a l a r

Resta:











<p>6</p> 	<p>—</p>	<p>3</p> 	
<p>6</p> 	<p>—</p>	<p>1</p> 	
<p>6</p> 	<p>—</p>	<p>4</p> 	
<p>6</p> 	<p>—</p>	<p>2</p> 	
<p>6</p> 	<p>—</p>	<p>5</p> 	



Termina de dibujar estas flores y colorea 3










Resta:

<p>7</p> 	<p>—</p>	<p>3</p> 	
<p>7</p> 	<p>—</p>	<p>1</p> 	
<p>7</p> 	<p>—</p>	<p>4</p> 	
<p>7</p> 	<p>—</p>	<p>2</p> 	
<p>7</p> 	<p>—</p>	<p>5</p> 	





Rodea todas las flores que tienen una mariposa

encima :







Colorea las figuras igual que éstas:





$\begin{array}{r} +8 \\ +2 \\ \hline \end{array}$ Suma:



$\begin{array}{r} + \\ \hline \end{array}$

5	5	
5		



$\begin{array}{r} + \\ \hline \end{array}$

2	2	
8		

$\begin{array}{r} + \\ \hline \end{array}$

3	3	
7		

$\begin{array}{r} + \\ \hline \end{array}$

7		
6	6	





Escribe estas palabras:




Silla Silla









Mesa

Me s a



Armario A r m a r i o

Rodea los árboles que son iguales a este:





Rodea el número que es mayor (más grande)

5	6	3
---	---	---

3	0	1
---	---	---

2	3	8
---	---	---


7	8	10
---	---	----

7	2	4
---	---	---

3	4	9
---	---	---



Escribe estas palabras:




Madera M a d e r a



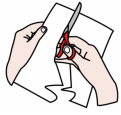
Carpintero

C a r p i n t e r o

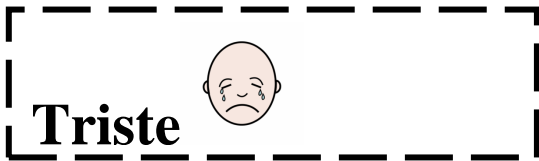


Muebles

M u e b l e s



Recortar:





Pega cómo están estos niños:



Escribe los números del 1 al 20

1				